

KIA RITE, KIA HAUMARU Whakamaru i ō pūrere

Whakaritea ō pūrere (waea, ī-papa, rorohiko, te aha, te aha) mō te haumaruru, kia māmā ai te whatumanawa i a koe e mahi tuihono ana.



SPONSORED BY

CHORUS

netsafe

Tūhuratia ō tautuhinga, ā, ākona me pēhea te panoni, ki te whakapiki i tō tūmataiti, tō haumarutanga hoki.

Kaupapa

01

Whakaritea he kupuhipa motuhake, kaha hoki

02

Whakamahia te Motuhēhēnga Tukarua

03

Āu tautuhinga pūrere

04

Āu tautuhinga taupānga

05

Āu pūmanawa

06

Āu tautuhinga pūtirotiro



Whakahaumaru i ō pūrere - rārangi tirotiro

Whakamahia he kupuhipa kaha, motuhake hoki mō ia pūrere, mō ia pūkete tuihono hoki

Mō te kupuhipa kaha, whakamahia he rārangi roa o ngā nama, ngā reta me ngā tohu. Mō ngā rerengahipa kaha, whakamahia kia whā, kia maha ake rānei ngā kupu matapōkere, pērā ki te **nanashouseiscool, stayoffmybluesuedeshoes** rānei. Ka taea te hanumi, hei tauira, **1willsurviveTinaTurner**.

Ngā tikanga mō ngā kupuhipa haumaruru.

- Kaua e whakamahi i ngā mōhiohio whaiaro mō tō kupuhipa. He ngāwari rawa ki te matapae. Tae ana te mōhiohio whaiaro ki tō ingoa, tō rā whānau, wāhi noho, ngā ingoa o tō whānau, ō mōkai rānei.
- Kia noho muna ki a koe anake te kupuhipa.
- Whakamahia he taupānga whakahaere tuihono mō ō kupuhipa, hei āwhina i a koe te maumahara i te katoa o ngā kupuhipa.

Ka pēhea te whakarite i ngā kupuhipa mō taku pūrere?



Ngā pūrere Android

- Haere ki 'Settings'.
- Pāwhiria 'Security'.
- Haere ki 'Change Screen Lock' (ka rerekē tēnei rerenga mō ia waea).
- Kōwhiria tētahi kupuhipa, nama tautohu whaiaro, tauira, makaurangi o tō matimati rānei hei tukanga whakamaru ki te huaki i tō waea.
- Ina whakatau koe i ō kōwhiringa haumarū, whakatau kia hia te roa kia raka te waea, hei tauira, āmuri i te 30 hēkona kāore he mahi.



Ngā pūrere Apple

- Haere ki 'Settings'
- Ka whakaritea tētahi o 'Face ID & Passcode', 'Touch ID & Passcode' rānei
- Kōwhiria 'Passcode On', 'Change Passcode' rānei

Ko te kupuhipa kaha te tīmatanga pai hei whakamaru i ō pūkete. Ko te taumata tuarua o te haumarū mō ngā pūkete ko te whakamahi i te motuhēhēnga tukarua.

Whakamahia te Motuhēhēnga Tukarua mō ō pūkete tuihono

Ka kīia hoki te motuhēhēnga tukarua (2FA), ko te motuhēhēnga tukamaha, te whakaaetanga takiuru rānei.

Mā te whakakā i te 2FA mō ō pūkete tuihono e tāpiri he paparanga whakamaru anō ki te tukanga takiuru; atu i tō kupuhipa anake, ka tuku koe i tētahi taunakitanga tuarua. Ka pērā ki te whakamahi i ngā raka e rua mō tētahi kēti - kia rua ngā kī, kātahi ka taea e te tangata te whakauru. Mā te whakamahi i te 2FA ka whakauaua te uru o ngā tāngata kāore e whakaaetia ki ō pūkete.

Tērā pea, kei a koe te kōwhiringa mō te āhua o taua tukanga tuarua mō te whakamaru. Hei tauira, tērā pea ka whakautu koe i tētahi pātai whakamaru, whakamahia te makaurangi o tō matimati, ka tukuna rānei he waehere mā te pātuhi/SMS ki tō waea.

Ko wai te ingoa
o tō mōkai
tuatahi?

Patoa ki konei

Whakaurua tō
nama PIN

Tō PIN




02 Whakamahia te Motuhēhēnga Tukarua

Ka taea te whakarite te 2FA ki runga i tō pūrere, ā, ki runga i ngā pūkete tuihono maha pērā ki:



Pūkete Īmēra



Pūkete Pāhopori



Pēke tuihono



Paetukutuku
hokohoko tuihono

- Ā muri te takiuru, haere ki ngā Tautuhinga Haumarutanga (Security Settings).
- Whakakā i te motuhēhēnga tukarua, tukamaha rānei.
- Kōwhiria te tukanga whakamaru e hiahia ana koe, ā, whaia ngā tohutohu kei runga i te mata.



Mātakitaki i tētahi ataata
mō te 2FA, mā te toro atu ki
netsafe.org.nz/olderpeople

Āu tautuhinga pūrere rānei

Arā ētahi tautuhinga waiwai me kōwhiri e koe hei whakarite i tō pūrere kia haumaruru. Ki te panoni i ō tautuhinga, kimihia te tahua tautuhinga kei runga i tō pūrere. Ka pēnei pea te āhua:



,



,



rānei

Whakaritea tō mata kia aunoa te raka, ā, rakaina i ngā wā katoa kāore koe i te whakamahi i te pūrere.

Mā te raka i tō mata e āwhina kia whakamaru ake ō mōhiohio, ā ka haumaruru hoki tō tūmataiti.

Whakaurua ngā whakahoutanga pūmanawa mō tō pūrere, ā, whakarite tō pūrere kia aunoa ngā whakahoutanga.

Kei ngā whakahoutanga he āheinga whakamaru hou, hei whakakī i ngā āputa whakamaru o tō pūrere. Mā te whakarite i tō pūrere kia aunoa ngā whakahoutanga, e kore ai koe e whakapau kaha ki te whakahou ia wā ka puta he whakahoutanga mō tō pūrere! Haere ki ngā tautuhinga mō tō pūrere, ā, whakakāngia ngā whakahoutanga aunoa.

03 Ngā tautuhinga mō tō pūrere

Āraia ngā īmēra kino, mā te ārai īmēra paraurehe

Ko te īmēra paraurehe ngā īmēra kāore i tonoa e koe, kāore koe i takiuru rānei. I te nuinga o ngā wā, ka tukuna noatia ēnei īmēra kāore e hiahiatia ana ki te hunga tokomaha i te wā kotahi.

- Whakakāngia ngā tātari paraurehe mō tō taupānga īmēra. Haere ki te whārangi āwhina kei te paetukutuku o tō ratonga īmēra, ā, kimihia te ‘spam’.
- Whakakāngia ngā tātari paraurehe mō tō waea:



Ngā pūrere Android: Haere ki ngā Tautuhinga > Haumaru Īmēra Paraurehe (Settings > Spam Protection). Whakaūtia kua whakakāngia te Enable spam protection.



Ngā pūrere Apple: Haere ki ngā Tautuhinga > Karere > Tātari Karere (Settings > Messages > Message Filtering). Whakakāngia Filter Unknown Senders. Mā tēnei ka tātaritia ngā karere katoa mai i ngā kaituku kāore e mōhiotia ana ki tētahi atu kōpaki, ā, ka kore he whakamōhiotanga mō aua karere.

Āpiti atu i te whakakā i ngā tātari īmēra paraurehe, kia tūpato kia kaua e pāwhiri ki ngā hononga, e huaki i ngā tāpiritanga kei roto i ngā īmēra, i ngā karere rānei kua tae noa mai ki a koe. Mā tēnei pea ka karo koe i ngā īmēra paraurehe, kei roto he mōhiohio whakakino i tō rorohiko, ka ngana rānei ki te hopu i ō mōhiohio whaiaro, mōhiohio kārī taurewa rānei.

Āu tautuhinga taupānga

Whakaritea ō taupānga me ō pūkete pāhopori kia whakamaru, kia tūmataiti hoki.

Arā ētahi tautuhinga, me whakarite kei roto i te taupānga, kei runga rānei i te pūkete pāhopori e hāngai ana.

- Huakina te taupānga, takiuru rānei ki tō pūkete pāhopori. Kimihia te tahua mō te tūmataiti me te whakamaru (Privacy and Security Settings).
- Pānuitia ngā kōwhiringa ka taea mō ia pūhara. Hei tauira, mō Facebook, ka taea te whakaū kia tūmataiti tō kōtaha, ka taea hoki te whakatau te tokomaha, te hunga mātakitaki rānei mō ia whakairinga.
- Āta whakaarohia he aha ngā mōhiohio e hiahia ana koe ki te tuari, ka tuari ki a wai, ā, whakaritea ngā tautuhinga kia pērā. Hei tauira, ka hiahia koe ki te tuari i ngā whakaahua o ngā mokopuna ki te marea, ki ō hoa pāhopori, ki te whānau anake rānei?
- Kia auau tō tiro tiro i ō tautuhinga nā te mea ka panonitia pea ngā tautuhinga ka taea e ngā whakahoutanga aunoa.

Āu pūmanawa


Whakaurua he pūmanawa patu-wheori i ō pūrere katoa, ā, kia ū kia whakahoua.

Mā te pūmanawa patu wheori ē āwhina ki te aukati i ngā taupānga kino pērā ki ngā wheori me ngā taupānga tūtei (spyware). Mēnā ka whakamōhio ngā pūmanawa ki a koe mō tētahi take, me whai haere koe i ngā tono kia oti ngā mahi e tohutohua ai, pātai atu ki tētahi atu rānei - kua e huri tuarā ki ngā karere, kua e whakaweto rānei.

I mua i te tikiake i tētahi taupānga hou, tiroiro i ngā arotaken-ga me ngā whakaaetanga e hiahiatia ana mō te taupānga.

Kia noho pūmau ki ngā māketē ōkawa, kia ārai atu i te whakauru o ngā taupānga kino, ā, kia tūpato ki ngā whakaaetanga e tonoa ana i te wā ka whakaurua taua taupānga. E tika ana kia whakaaetia taua kēmu kore utu ki te pānui, ki te tuku rānei i ngā karere pātuhi, ki te whakamahi rānei i tō kāmera?

**Māketē
ōkawa**



Āu tautuhinga pūtirotiro

Ko te pūtirotiro te pūmanawa e whakamahia ana e koe ki te toro atu ki ngā mōhiohio kei runga i te ipurangi.

Ka mōhio koe kei te mahi koe i tētahi pūtirotiro nā te mea ka kitea te wāhitau tukutuku (e kīia ana hoki ko te URL) kei runga i te whārangi, hei tauira, ko te <https://netsafe.org.nz>.

<https://> - Whakaritea tō pūtirotiro kia rapua ngā paetukutuku whakamaru anake.

Ka whakamaru ake ētahi o ngā paetukutuku i ētahi atu. Ka whakamuna ngā paetukutuku e tīmata ai ki te 'https' i ō mōhiohio, engari e kore mō ngā paetukutuku e tīmata ki te 'http' anake.

Kia maumahara, ahakoa e whakamuna te 'https' i ō mōhiohio, kāore tērā e whakaū ana he pono te tangata, te hinonga rānei e whakahaere ana i te paetukutuku. Me ū tonu koe kia āta whiriwhirihia ngā mōhiohio ka tuaritia e koe.

Panonitia ō tautuhinga pūtirotiro, kia whakaatu i ngā paetukutuku ‘https’ anake.



Google Chrome

- Tautuhinga (ngā ira pou e toru kei te taha katau ki runga) > Privacy & security > Security.
- Panuku ki raro > Panonitia “Always use secure connections”.



Mozilla Firefox

- Settings > Privacy & Security.
- Panuku ki raro rā anō > Whakakā i te HTTPS-Only Mode.



Safari – he tautuhinga taunoa tēnei kei Safari 15. Kāore he panonitanga tautuhinga mai i te kaiwhakamahi e matea ana.



Microsoft Edge


- Ki te whakakā kia aunoa te HTTPS kei roto i te Edge, patoa `edge:// settings/privacy` ki te pae wāhitau, ā, pēhia Enter.
- Panuku ki raro, ā, kei raro i te Security, whakakā i te kōwhiringa kia Automatically switch to more secure connections with Automatic HTTPS.

Āraia ngā whakatairanga putarere

He mea whakahōhā ngā whakatairanga me ngā matapihi e putarere ake ana, ā, he tāware pāmamae hoki pea kei roto. Whakaritea tō pūtirotiro ki te ārai atu.



Google Chrome – Kei tō rorohiko


- Huakina Chrome.
- Kei te taha katau ki runga, pāwhiria ngā ira pou e toru  > Settings.
- Pāwhiria Privacy and Security, kātahi Site Settings. Tipakongia pop-ups and redirects.
- Kaua e tuku ngā paetukutuku ki te whakamahi i ngā putarere, i ngā whakapeau hoki.



Mozilla Firefox:

- Pāwhiria te pātene tahua, ā, kōwhiria Settings.
- Kōwhiria te paewhiri Privacy & Security.
- Neke ki te wāhanga Permissions.
- Tohutikahia te pouaka kei te taha o Block pop-up windows, ki te whakakā i te taputapu ārai putarere.
- Pāwhiria te pātene Exceptions... kei te katau o Block pop-up windows ki te huaki i te pouaka kōrero kia kōwhiri ai ngā paetukutuku e whakaaetia ana te whakaatu i ngā putarere.

Āraia ngā whakatairanga putarere



Safari – Kei tō rorohiko Āporo

- Huakina Safari, ā, kōwhiria Safari > Settings (Preferences rānei) mai i te pae tahua.
- Kei te ripa **Websites tab**, ka taea e koe te whakarite i ngā kōwhiringa ka **whakaae ka ārai rānei, ētahi o ngā putarere, te katoa rānei.**
- Whakakāngia te tautuhinga Warn when visiting a fraudulent website kei te ripa Security.

Safari – Kei tō waea Āporo, ī-papa rānei

- Haere ki Settings > Safari.
- Whakakāngia Block Pop-ups. Kei konei hoki tētahi kōwhiringa kia Turn on Fraudulent Website Warning.



Microsoft Edge:

- Haere ki Settings and more kei runga i tō pūtirotiro – kimihia ngā ira e toru ●●●.
- Kōwhiria Settings > Cookies and site permissions.
- Kei raro i All permissions, kōwhiria Pop-ups and redirects.
- Whakakāngia te kōwhiringa Block (recommended).

Whakaritea mō te haumarū, he rārangi tiro tiro

Whakaotia te rārangi tiro tiro e whai ake nei, ki te whakaū kua eke te whakamaru me te tūmataiti o ō pūrere ki te taumata e taea ana. Ki te kimi mōhiohio, me aha koe ki te whakatinana i ngā tuemi kei tēnei rārangi tiro tiro toro atu ki netsafe.org.nz/olderpeople.

01	Te whakamaru whānui
✓	Whakamahia he kupuhipa motuhake, kaha hoki mō ia pūrere, mō ia pūkete tuihono.
02	Whakamahia te motuhēhēnga tukarua
✓	Whakaritea te motuhēhēnga tukarua mō tō pūrere me ō pūkete tuihono.
03	Āu tautuhinga pūrere
✓	Whakaritea tō mata kia aunoa te raka, ā, rakaina i ngā wā katoa kāore koe i te whakamahi i tō pūrere.
✓	Whakaurua ngā whakahounga mō ngā taupānga/pūmanawa katoa o tō pūrere, ā, whakakāngia ngā whakahounga aunoa.
✓	Whakakāngia ngā tātari paraurehe mō tō pūkete īmēra, me ngā karere pātuhi o tō waea.
04	Āu tautuhinga taupānga
✓	Whakakāngia ngā tautuhinga mō te whakamaru me te tūmataiti i ngā taupānga me ngā pūkete pāhopori.
05	Ō pūmanawa rorohiko
✓	Whakaurua he pūmanawa patu-wheori i ō pūrere katoa, ā, kia ū kia whakahoua.
✓	I mua i te tikiake i tētahi taupānga hou, tiro tirohia ngā arotakenga me ngā whakaaetanga.
06	Ō tautuhinga pūtirotiro
✓	https:// - Whakaritea tō pūtirotiro kia rapua ngā paetukutuku haumarū anake.
✓	Whakakā i ngā aukati whakatairanga, kia ārai i te pāwhiri pokerehū i ngā whakatairanga kino me ngā putarere.

Ētahi atu rauemi

Ināianeī kei a koe he tīwhiri hei whakarite i tō pūrere kia piki te whakamaru. Ako tonu mō ētahi kaupapa Kia Rite, Kia Haumarū anō, mā te toro atu ki netsafe.org.nz/olderpeople, tae ana ki:

- **Whakapūmau i ngā hononga**

Akona ngā mōhiotanga matua o ngā pae pāhopori, me te ara ki te panoni i ngā ritenga tūmataiti, whakamaru hoki, kia haumarū ai te whakaporipori tuihono.

- **He pūrere ratarata kaiwhakamahi**

Whakaritea tō pūrere kia ngāwari ake, haumarū ake hoki te whakamahi.

- **Kia haumarū ake ai te hokohoko, te haumi me ngā mahi pūtea pēke tuihono**

Ākona me pēhea koe e kaupare i ngā tāware, ā, me aha ina ka puta he raru..

- **Hopukina he tāware**

Ko te tāware, tētahi kōrero tipatipa, hei tinihanga i te tangata ki te tāhae i ā rātou moni, mōhiohio rānei. Ākona me pēhea te kite i ngā haki whero.

- **Kuputaka**

Whakahoungia tō mōhio ki ngā kupu matihiko mā te kuputaka a Netsafe, kua aro atu kia haere tahi me ētahi atu rauemi ki te whakamārama i ngā kupu.

Mēnā he āwangawanga ōu mō tētahi putanga, kei te hiahia rānei i ngā tohutohu anō, ka kitea he mōhiohio anō kei te paetukutuku o Netsafe, arā, kei netsafe.org.nz.

We're here for you. If you require assistance or experience online harm, contact Netsafe.



Call 0508 638 723



Visit netsafe.org.nz



report.netsafe.org.nz